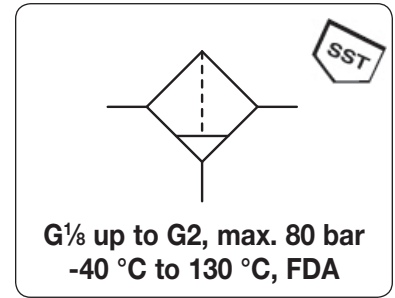


Description	Filter with bowl without sight glass completely made of stainless steel, extremely robust, suitable for compressed air, gases or liquids. Application examples are the chemistry, petroleum processing as well as food industry and medical technology.
Filter element	50 µm, optionally 5 µm, made of stainless steel, coalescing filter 0.1 µm at 99,99% stainless steel version without sight glass
Bowl	screw plug as standard,
Drainage	optionally for compressed air only: manual drain (max. 30 bar), automatic drain (max. 16 bar)
Operating pressure	max. 50 bar (without drain), optionally manual drain (max. 30 bar) or automatic drain (max. 16 bar)
Temperature range	0 °C to 80 °C / 32 °F to 176 °F for FKM or EPDM 0 °C to 130 °C / 32 °F to 266 °F for high temperature version, for appropriately conditioned compressed air down to -20 °C / -4 °F, or low temperature version down to -40 °C / -40 °F
Material	Body: stainless steel 316L, material no. 1.4404 Bowl: stainless steel 316L, material no. 1.4404 Elastomer: FKM, optionally EPDM Inner valve: stainless steel 316L, material no. 1.4404



Dimensions			Bowl capacity l	Flow rate m ³ /h*1	P ₁ max. bar	Filter element µm	Connection thread G	Order number
A	B	C						

Stainless steel filter, up to 50 bar with screw plug **F3000**

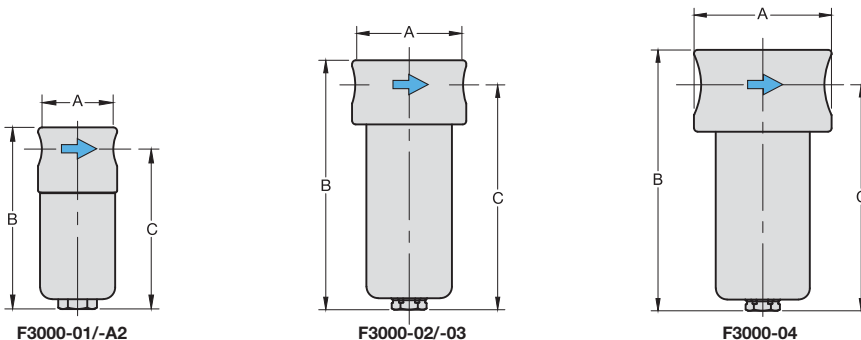
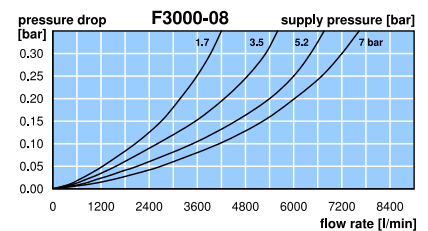
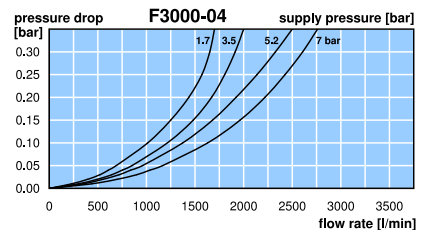
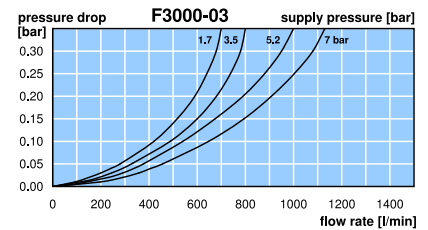
40	92	81	0.03	45	750	50	50	G ¹ / ₈	F3000-01 F3000-01G
40	92	81	0.03	45	750	50	50	G ¹ / ₄	F3000-A2 F3000-A2G
64	140	125	0.14	54	900	50	50	G ¹ / ₄	F3000-02 F3000-02G F3000-02I
64	140	125	0.14	60	1000	50	50	G ³ / ₈	F3000-03 F3000-03G F3000-03I
79	150	130	0.20	150	2500	50	50	G ¹ / ₂	F3000-04 F3000-04G F3000-04I
137	194	167	0.50	432	7200	50	50	G ³ / ₄	F3000-06 F3000-06G F3000-06I
137	194	167	0.50	432	7200	50	50	G ₁	F3000-08 F3000-08G F3000-08I
241	194	167	0.50	432	7200	50	50	G ¹ / ₄	F3000-10 F3000-10G F3000-10I
241	194	167	0.50	432	7200	50	50	G ¹ / ₄	F3000-1A F3000-1AG F3000-1AI
171	254	218	1.00	900	15000	50	50	G ¹ / ₂	F3000-12 F3000-12G
171	254	218	1.00	960	16000	50	50	G ₂	F3000-16 F3000-16G



F3000-02



F3000-06/-08/-10/-1A



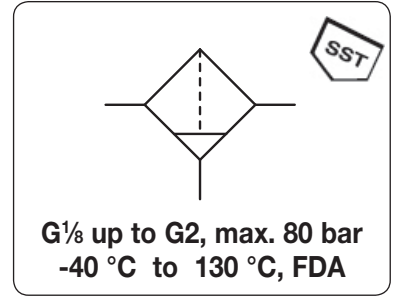
*1 at 7 bar operating pressure and 0.33 bar pressure drop

Extensions: see chapter for FRL service units
Spare parts: see separate spare parts list

PDF CAD
www.aircom.net

Order example:
F3000-01

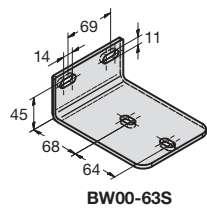
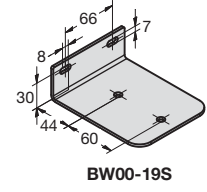
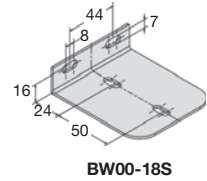
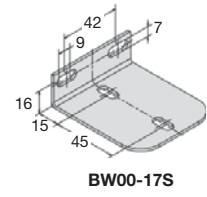
Description	Filter with bowl without sight glass completely made of stainless steel, extremely robust, suitable for compressed air, gases or liquids. Application examples are the chemistry, petroleum processing as well as food industry and medical technology.
Filter element	50 µm, optionally 5 µm, made of stainless steel, coalescing filter 0.1 µm at 99,99%
Bowl	stainless steel version without sight glass
Drainage	screw plug as standard, optionally for compressed air only: manual drain (max. 30 bar), automatic drain (max. 16 bar)
Operating pressure	max. 50 bar (without drain), optionally manual drain (max. 30 bar) or automatic drain (max. 16 bar)
Temperature range	0 °C to 80 °C / 32 °F to 176 °F for FKM or EPDM 0 °C to 130 °C / 32 °F to 266 °F for high temperature version, for appropriately conditioned compressed air down to -20 °C / -4 °F, or low temperature version down to -40 °C / -40 °F
Material	Body: stainless steel 316L, material no. 1.4404 Bowl: stainless steel 316L, material no. 1.4404 Elastomer: FKM, optionally EPDM Inner valve: stainless steel 316L, material no. 1.4404



Dimensions			Bowl capacity	Flow rate	P ₁ max.	Filter element	Connection thread	Order number
A	B	C						
mm	mm	mm	l	m ³ /h*1	l/min*1	µm	G	

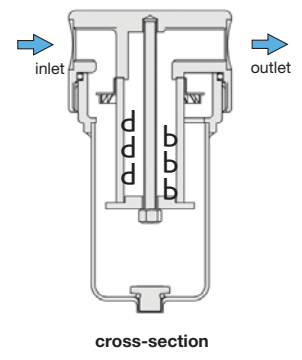
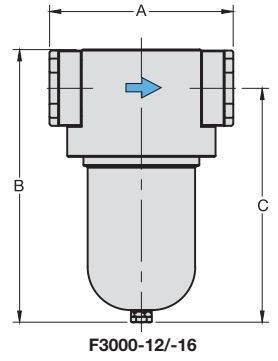
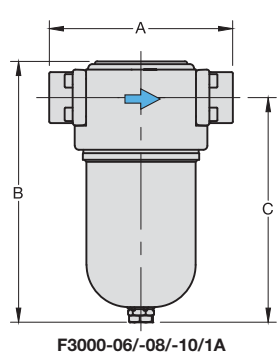
Special options, add the appropriate letter

NPT	connection thread	for G ¹ / ₈ and G ¹ / ₄ (A2)	F3000-..N
NPT	connection thread	for G ¹ / ₄ (02) G ₂	F3000-..N
P₁: max. 80 bar		for G ¹ / ₄ (02) to G ₂	F3000-..X48
down to -40 °C / -40 °F	low temperature version		F3000-..X51
up to 130 °C / 266 °F	high temperature version		F3000-..X54
manual drain	max. 30 bar		F3000-..H
automatic drain	max. 16 bar	for G ¹ / ₄ (02) to G ₂	F3000-..R
EPDM-elastomer			F3000-..E
EPDM-elastomer	FDA-approval		F3000-..TD
ammonia	NH ₃		F3000-...02
carbon dioxide	CO ₂		F3000-...03
argon	Ar		F3000-...05
nitrogen	N ₂		F3000-...07
helium	He		F3000-...09
hydrogen	H ₂		F3000-...11
methane	CH ₄		F3000-...13
natural gas *2			F3000-...14
oxygen	O ₂		F3000-...15
propane	C ₃ H ₈		F3000-...16
nitrous oxide	N ₂ O		F3000-...17
flange connection	see end of the chapter / flanges		F3000-...F.



Accessories

mounting bracket	for G ¹ / ₄ (02) and G ³ / ₈	BW00-17S
	for G ¹ / ₂	BW00-18S
	for G ³ / ₈ (06) to G ¹ / ₂ (1A)	BW00-19S
	for G ¹ / ₂ (12) and G ₂	BW00-63S



*1 at 7 bar operating pressure and 0.33 bar pressure drop

*2 without DVWG-approval

Extensions: see chapter for FRL service units
Spare parts: see separate spare parts list

PDF CAD
www.aircom.net

Order example:
BW00-17S